

## 2013 TCSS SPRING DESERT GARDEN TOUR Saturday - APRIL 27<sup>th</sup> - 9am to 3pm


This Spring's Member Garden Tour explores five intimate and eclectic member gardens in central Tucson. Mostly clustered in the historic neighborhoods near the University campus, these landscapes illustrate innovative solutions for showcasing cactus and succulent collections.

You will have the opportunity to tour a lush landscape created with the help of wandering water harvesting design elements... a desert lover's special collection of mature specimens... a dense landscape of artistically arranged cacti, succulents paired with other special plants under the canopies of large mesquites... and, a well established double lot desert theme garden with a newly designed area devoted to raised bed vegetable gardening, grape arbors and fruit trees. Then, driving further east, you will see a landscape in transition from water intensive grass-focused landscaping to areas exhibiting the owner's newly acquired fondness for cactus, succulents and other low water use vegetation. It is here that you will also get special instructions on how to make "hypertufa" pots for your own potted collection of plants.

The tour is open to all TCSS members and their guests at no charge. We hope that you will be able to take advantage of this special opportunity to see these desert gardens. TCSS is especially grateful to the generous garden owners who have agreed to share their landscapes with our membership. We are also including information to do your own self-guided tour of the historic Krutch Garden on the UofA campus.



Photos by Ed Bartlett



## ROSEMARY & WENDELL

If you happen upon this landscape in any Spring wildflower season you will be treated to a beautiful dense display of colorful native blooms. With the help of an intensive system of water catchment streams and basins throughout the front yard, the Niemanns have created a wonderland of lush vegetation. Accents of impressive cacti including Mexican fence post, Nichol's hedgehog, Haku-Jo Echinopsis, Dyckia, Beavertail Opuntia, and a special interest in mammaliaria add to the interest of this landscape. Several stands of Sacaton grass are major focal points during the monsoons. Major landscape renovations in 1996 to reshape the back and front yards included a Ramada and Pergola (now draped in a lush Tombstone Lady Banks Roses).



**LOT SIZE:** 100x150 purchased in 1994


**SOIL MIX:** Have had good luck with B&B's potting soil mix

**WATERING PHILOSOPHY:** "Use as little as you can"



**PESTS:** A few aphids are handled with soapy water spray, have no rabbits or chewing pests

**TIP:** Hire the best Landscaper/Designer you can afford and follow their plan. It should please you at the end of the day. The Niemann's landscape was designed by Mary Rose Duffield Architectural renovations by D. Johns Maintenance by V. Medrano



Bee habitat/sculpture  
Greg Corman



**PHOTOS** by ED BARTLETT

## DAVID

David has loved cacti since coming to Arizona in 1954, but says that he has been obsessed with them for the last thirty years. He has had no special planning or projects and the front landscape has evolved as “just a here and there addition and subtraction process”. His theme has been to plant where you can and hope for survival, with special attention to “eradicate all *Rhus lanceas* and scowl at *Aleppo pines*”. The crown jewel in his landscape is a *Polaskia chende* to the left of the front porch steps. He obtained it as a cutting from the gardens of H.P. Wallace around 2005. It flowered in March and has survived our otherwise lethal freezes. The increasingly imposing *Trichocereus (Echinopsis) terscheckii* was planted in 1993 and seems impervious to freezing, but needs a little supplemental water. Other plants of note in this intimate urban landscape include an Argentine Saguaro, *Neobuxbaumia*, *Fouquieria Macdougalii*, Totem Pole, large *Yucca* and a nice collection of *Agaves*.



**LOT SIZE:** front yard with succulent collection is about 30x60. He and his wife have been in this home since 1987.

**SOIL MIX:** He includes a chunk of limestone in the pot with the *Neoauxaamia polylopha*, sand in the ground with *Agave aktites*, and a rock base for *Agave colorata*

**WATERING PHILOSOPHY:** Water when necessary and add vinegar to water every once in a while

**PESTS:** Don't repeat planting of agave species that have been destroyed by weevils and their larvae. Attack and kill cactus weevils with relentless and murderous rage. Arise from the depths of slumber at midnight and wage war on the black minions of the prince of darkness. Cut their heads off with scissors. Show no mercy.

**TIP:** Don't plant any cuttings of *Harrisia* sp. They will take over everything. The *Trichocereus* crosses have flamboyant flowers, but also like to have the yard to themselves. Be prepared to fight back.



PHOTOS By ED BARTLETT


## MARGARET & NORM

Step into this vast mix of textures, colors and botanical variety beneath the canopy of mature desert trees, and Margaret's love of Nature's design and arid tolerant plants is quickly evident. After moving here in 1975, she immediately loved the plants of the Sonoran Desert. Gradually cactus and succulents became her favorites. She has no particular theme for her landscape's design, but instead just acquires plants that she likes before knowing exactly where they will fit into her yard. An artist's eye seems to know just how to place them to bring out the best in each variety. Plants of note: *Agave bracteosa*, *Agave bovicornuta*, large *Astrophytum myriostigma*, and *Astrophytum ornatum*, many *Trichocereus*, *Leuchtenbergia principis*, and *Equisetum*.



**LOT SIZE:** 30X50 front area and 20x23 side patio  
**SOIL MIX:** The potting mix from Plants for the Southwest has always worked well.

**WATERING PHILOSOPHY:** Potted plants get water as needed during changing seasons. In the summer (above 90) she irrigates two times a week... the rest of the year is according to rainfall.  
**PESTS:** Haven't had many pests, but when needed uses Safer's (soap solution). If that doesn't work she cuts back the plant and uses Safer's as it regrows and also sprays the surrounding soil. If that doesn't work she gets rid of the plant.



PHOTOS By ED BARTLETT

# LINDA & MICHAEL

When the McNultys purchase this house in 1988, the yard was barren except for 3 old palms and lots of oleander and arbor vitae. About 20 years ago a local nursery was going out of business and they purchased four mesquites and four palo verdes in 48"boxes. Over the years, the oleander and arbor vitae and a swimming pool were removed. They have worked with a number of landscapers and, most recently, with Patsy Waterfall to design and construct a series of raised-bed vegetable gardens and plant fruit trees. Many cactus and succulents add accents throughout the street scape and enclosed patios. As you tour their desert gardens you will find *Cleistocactus strausii*, *Celtis reticulata*, Texas mt. laurel, large *Mammillaria* clusters, many *Ferocactus* and *Agaves*, *Stetsonia coryne* and many other interesting specimens.



**LOT SIZE:** about 1/3 acre (a double lot)  
**SOIL MIX:** lean toward coir and pumice with a little desert soil and occasionally some turf.



**WATERING PHILOSOPHY:** water via drip irrigation on a weekly basis- vegetables and fruit trees on different schedules

**PESTS:** Bugs tend not to be a big problem, due to significant numbers of birds in residence, but white flies do take over the

grape arbor. The hummingbirds love to eat them. Thrashers tend to be a nuisance that they've learned to live with. Pigeons are dealt with one on one.

**TIP:** They have a somewhat Darwinian attitude: plant what they find interesting and let them prove themselves by surviving.



PHOTOS By ED BARTLETT



## JENNIFER

Over the past several years Jennifer has been converting a landscape of grass and oleander to one that is more compatible with our desert environment. After hearing a Scott Calhoun talk, she went out and purchased four little cactus and has been “hooked” on cactus ever since. She has planted desert trees, built a ramada, laid paths, set up a small grey water system and recently began a new cactus and Agave garden. Four years ago she started making Hypertufa pots and found that cactus and other succulents were the perfect plants for these creative and economical containers. They have allowed her to expand her collection of potted plants and add to the pleasure that she gets from creating little hidden garden groupings throughout what she calls her “rustic” yard.



As you wander through this garden take note of *Euphorbia antisiphilitica*, *Washingtonia fulifera*, *Tricocereus pachanoi*, Blue agave, *Tradescantia*, *Gymnocalycium sagionis*, variegated crested euphorbia, a pistacia lentiscus tree and enjoy the many different ways she has used her hypertufa pots to show off her favorite plants. As a special bonus, she will have instructions on how to make your own hypertufa pots using basic materials.

**LOT SIZE:** She has lived on this 80x120 lot for 37 years

**SOIL MIX:** for pots she uses her homemade compost...

her late husband called this “Jennifer’s Private Reserve”

**WATERING PHILOSOPHY:** uses a 12" wooden skewer to test soil. If tip is dry she waters...if damp she waits. This works fairly well, but is not fool proof.

**PESTS:** hand pick anything that is big enough or use a diluted solution of alcohol and water

**TIP:** Don't be afraid to move potted plants around or to transplant something that is not doing well. Combine plants you like into fun groupings. Don't throw household articles away until you try them in your garden. You might fall in love with them in a different context. Use grey water and compost.



PHOTOS By ED BARTLETT



## (Optional) JOSEPH WOOD KRUTCH CACTUS GARDEN



When the University of Arizona was founded as a land grant institute in 1891, botanist Dr. James Tourney saw the value of Sonoran desert plants and started a display cactus garden which today is known as Joseph Wood Krutch Garden and is located in the center strip of the grassy green UA Mall across from the Student Union. The garden is packed with interesting Sonoran specimens including a giant Boojum.

The Krutch Cactus Garden is an optional self guided offering during the TCSS Spring Desert Garden Tour. Parking is free on Saturday in the nearby Cherry Avenue Parking Garage (see information with the driving directions). One might even decide to wander the campus and take the self-guided Arboretum tree tour.

More information on the Cactus Garden, a list of plants and to print the map: <http://arboretum.arizona.edu/krutch-garden>  
More information with a list of trees and to print the self guided Arboretum tour: <http://arboretum.arizona.edu/>